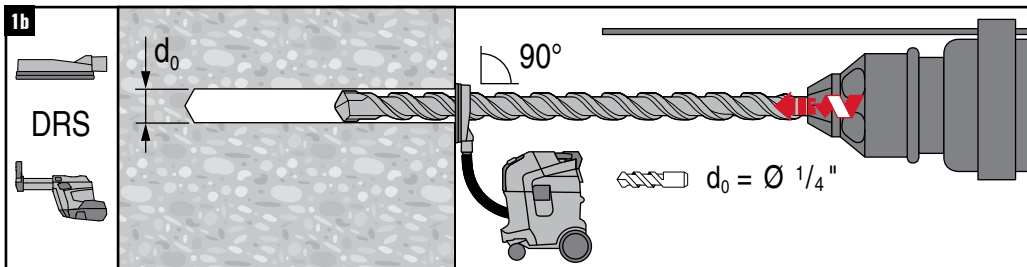
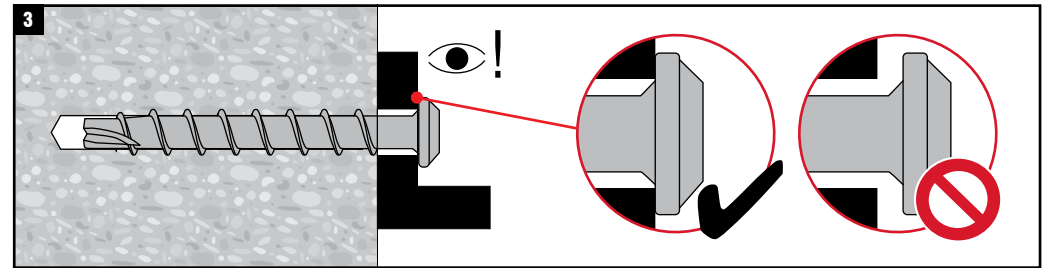
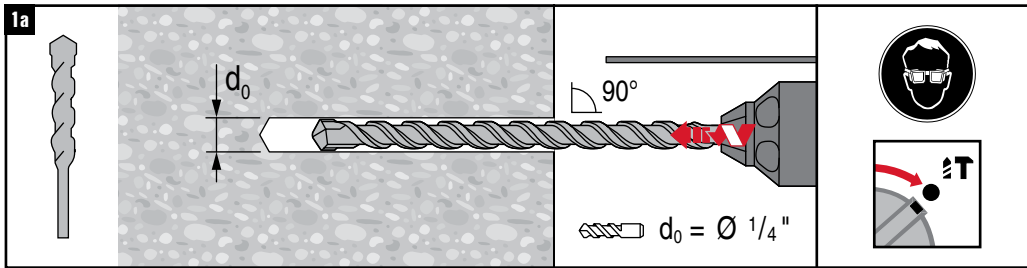


KWIK HUS-EZ P	h_1	h_1	t_{fix}
$\frac{1}{4}'' \times 1 \frac{7}{8}''$	$2 \frac{1}{4}'' - t_{fix}$	$2'' - t_{fix}$	$0 \dots \frac{1}{4}''$
$\frac{1}{4}'' \times 2 \frac{5}{8}''$	$3'' - t_{fix}$	$2 \frac{3}{4}'' - t_{fix}$	$0 \dots 1''$

2.1		
SID 4-A22/18-A	✓	✓
SIW 22/18-A	✓	✓
	18 ft-lb	21 ft-lb



* For non-hole cleaning installation (steps 1a or 1b), make sure to drill deep enough to achieve h1, taking into account the depth of debris remaining in the hole.